

Google Classroom

Parent Edition



Open up Google Chrome

This can be on any device.

Computer, iPad, Phone. You will have to use Google Chrome.

If it's not your school device you must sign in using your school email address.

School Email:

The last two digits of the year you graduate, your first initial, your whole last name @ebutler.esu7.org

Ex: 20bohaty@ebutler.esu7.org

Get into Google Classroom

Click on the Waffle

Then click Google Classroom

Then click on the Title of the Class.



Account



Gmail



Drive



Classroom



Docs



Sheets



Slides



Calendar



Meet



Google+



Sites



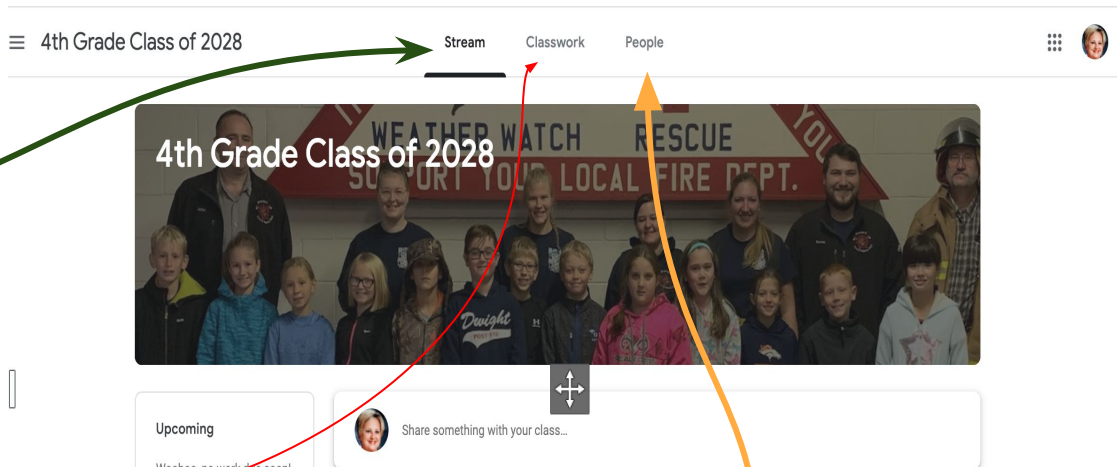
Contacts

Class Components

Stream- Shows everything that is the classroom. Announcements, Assignments, links

Classwork- This is where all your assignments are.

People- This included a list of all the students in the class.



Classwork

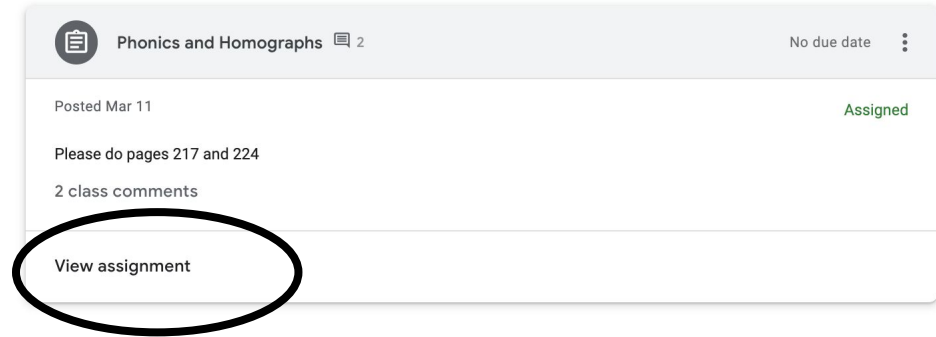
All of your assignments will be in Classwork.

To open an assignment:

Click on Classwork

Then on the assignment name

Then View Assignment.



Your Work

When you open the assignment you will see your work.


You click twice to open any assignment.

Then once you have completed the assignment turn it in.


Remember you can not edit it after you have turned it in.

Your work

Assigned



Lisa Bohaty - Rea...
Google Docs



+ Add or create

Turn in

Private comments



Add private comment...



Important things to know:

The most current assignments are on the top.

If you can't find an assignment scroll down.

If you need to change something after you have turned it in, you need to unsubmit it. Edit it and then turn it in again.

If you didn't turn it in, it will be considered late.

If you have questions, email your teacher.